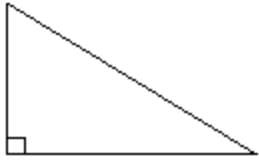



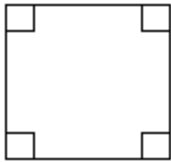
Interior Angles

What is the sum of the interior angles of the following figures?

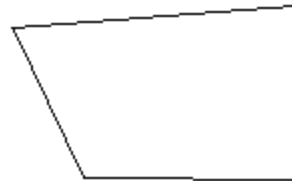
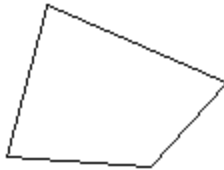


Does this sum depend on the type of triangle we have?

What is the sum of the interior angles of the following figures?



What is the sum of the interior angles of the following figures?



What is the sum of the interior angles of the figure below?

